

Trailerite™

Boat Covers

ALL YOU'LL EVER WANT TO KNOW ABOUT BOAT COVERS

Why are Trailerite™ covers so special?

All Trailerite™ Boat Covers are specially designed and built to withstand the rigors of the road. It takes an exceptional cover to endure the punishment of highway trailering. Survivability on the road goes way beyond providing quality materials and workmanship. Most covers fail because of an improper fit and the inability to be properly tied down. Loose fitting covers can literally shake themselves to pieces. In the end, the mark of a true road warrior depends on the covers fit and its ability to be tied down extra tight. Trailerite™ Semi-Custom Boat Covers and Custom Boat Covers both score high marks across the board in quality, fit, design and trailerability.

USE AND CARE

Before covering your boat.

1. Remove or firmly tie down detachable accessories, such as auxiliary motors, ladders, spotlights, navigation lights, ski brackets, etc.
2. Pad sharp edges, corners, or projections. The easiest way is to wrap old towels or pieces of carpeting over and around protrusions. If necessary these pads can be taped firmly in place.

Tying Down the cover.

The snugness of the cover is the single most important factor for insuring troublefree boat cover life. Each and every tie down loop must be securely tied to either the boat or trailer using rope, shock cord, or straps. (NOTE: If tying off to the trailer, the boat MUST be rigidly fastened to the trailer.) Before tightening, the cover must be properly supported and padded. Protect the sides of your boat from hooks or buckles that may scratch the finish.

Supporting the cover.

Large open areas such as cockpits and open bows require support to keep the cover from sagging and allowing water, snow, or ice to pocket. Use boat cover support poles, bows or slats, or other apparatus to create a "tenting" effect and eliminate pockets from forming.

Cleaning the cover.

Wash boat covers with mild soaps. Use a garden hose to rinse dirt off. Never use harsh chemical cleaners or solvents on your cover.

The best ways to tie down your cover for trailering.

1. Trailerite™ Quick-On Tie Down system. A unique new system that attaches the cover easily, quickly, and securely.
2. Fabric Straps. Use only materials resistant to sunlight exposure. **Be careful using ratchet-type tighteners.** They can place undo stress on the cover and shorten its useful life.

The best way to attach your cover to the boat for mooring/storage.

The options are:

- Snaps or buttons. Simply install any of the Taylor★Made® fabric fasteners around the edge of the cover. For maximum strength, the fasteners should be in the hem above the shock cord. Be sure the cover is snug and correctly positioned before installing fasteners.

Miscellaneous

Additional information regarding Trailerite™ boat covers can be obtained by writing to: Taylor Made Products, 65 Harrison St. Gloversville, NY 12078. Or call us at: 1-800-628-5188

TWO YEAR LIMITED WARRANTY

Taylor Made Products warrants its poly/cotton, semi custom, and custom boat covers to be free from defects in workmanship and material.

Under the terms of this warranty, any Trailerite™ Boat Cover found defective within 12 months from the date of purchase, will be repaired or replaced, at Taylor Made Products' option, at no charge. Any Boat Cover proven defective from 13 months to 24 months from the date of purchase will be pro-rated. Repairs will be made and a charge for labor and materials may apply. Boat Covers requiring full replacement will carry a maximum replacement cost NOT TO EXCEED 50% of the current suggested list price of the item.

All Boat Covers must be returned to Taylor Made Products to qualify for warranty. DO NOT RETURN PRODUCTS TO YOUR DEALER. Proof of purchase must be included. Transportation charges to Taylor Made Products are the responsibility of the customer. Before returning defective product, please call 1-800-628-5188 for a return authorization number.

This warranty does not cover damage caused by improper use, accidents, or acts of nature. Covers that are allowed to pocket water or ice, come into contact with chemicals or tree sap, or Boat Covers that are not properly tied down or supported are not covered under this warranty.

TAYLOR MAKES NO EXPRESS OR IMPLIED WARRANTIES OTHER THAN WARRANTIES SET FORTH HEREIN, INCLUDING, WITHOUT LIMITATION, THE WARRANTIES OF MERCHANTABILITY, FITNESS FOR A PARTICULAR PURPOSE, OR FROM ANY COURSE OF DEALING OR TRADE USAGE.

TAYLOR SHALL NOT BE LIABLE FOR SPECIAL, INDIRECT, INCIDENTAL, PUNITIVE OR CONSEQUENTIAL DAMAGES, INCLUDING, WITHOUT LIMITATION, DAMAGES FOR LOSS OF OPPORTUNITY OR BUSINESS PROFITS, BUSINESS INTERRUPTION OR ANY OTHER LOSS EVEN IF TAYLOR HAS BEEN ADVISED OF THE POSSIBILITY OF SUCH DAMAGES.

IN NO EVENT SHALL TAYLOR BE LIABLE FOR ANY AMOUNT IN EXCESS OF THE PURCHASE PRICE PAID.



Taylor Made
PRODUCTS™

A Member of the Taylor Made Group™

© is a Registered Trademark of the Nelson A. Taylor Co., Inc.
Taylor Made Products is a division of the Nelson A. Taylor Co., Inc.



Taylor Made PRODUCTS™

FIVE YEAR LIMITED WARRANTY

The Taylor Made Products Inc. warrants its **HOT-SHOT™ Boat Covers** and its **Ultima™ Boat Covers** to be free from defects in workmanship and materials.

This limited warranty pertains to defects in material and workmanship only. Damage caused by improper use or care is not covered by this warranty. Examples of damage that is not covered are:

- Allowing water, snow, or ice to pool or puddle on the product.
- Tears or rips caused by failure to protect the product from sharp objects.
- Wind damage due to improperly tying down of the product.
- Fabric discoloration or failure due to chemical exposure (includes tree sap, bird droppings, oil, and gas).
- Mildew caused by dirt resting on the product, or the product being stored while damp.
- Damage caused by acts of God.
- Damage as a result of cover not properly supported.

Under the terms of this warranty, any **HOT-SHOT™** or **PREMO™ Boat Cover** found defective within (1) year from the date of purchase, will be repaired or replaced, at Taylor's option, at no charge. Any Boat Cover proven defective from (13) months to (5) years from that date of purchase will be pro-rated.

If minor repairs can return the product to useful service, it will be repaired at no charge. If the product is beyond minor repair, the cost of replacement (a new product) will be calculated by subtracting the residual value of the defective product from the current actual retail price for the same item. When you call us for a Return Goods Authorization (RGA) #, we can estimate the replacement cost of the product.

All potentially defective products must receive a Return Goods Authorization (RGA)# before they are returned to Taylor Made Products. Products returned without an RGA# will be refused, and the product will be returned to sender. To receive an RGA#, call us at 1-800-628-5188. All products returned to us **MUST** be accompanied by a proof of purchase, without exception. Freight on defective products is the responsibility of the consumer (UPS is the preferred method of returning a product to us). Repair or replacement products will be shipped back to the consumer freight prepaid.

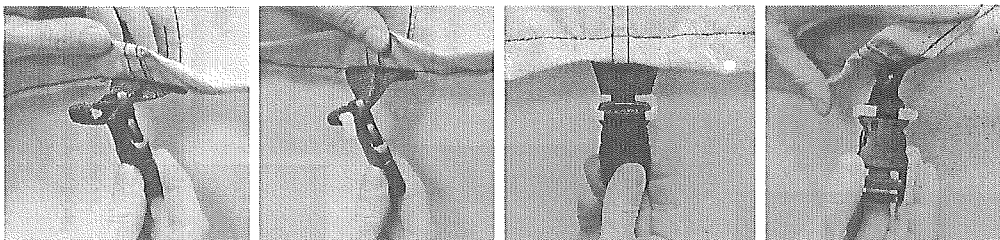
TAYLOR MAKES NO EXPRESS OR IMPLIED WARRANTIES OTHER THAN WARRANTIES SET FORTH HEREIN, INCLUDING, WITHOUT LIMITATION, THE WARRANTIES OF MERCHANTABILITY, FITNESS FOR A PARTICULAR PURPOSE, OR FROM ANY COURSE OF DEALING OR TRADE USAGE.

TAYLOR SHALL NOT BE LIABLE FOR SPECIAL, INDIRECT, INCIDENTAL, PUNITIVE OR CONSEQUENTIAL DAMAGES, INCLUDING, WITHOUT LIMITATION, DAMAGES FOR LOSS OF OPPORTUNITY OR BUSINESS PROFITS, BUSINESS INTERRUPTION OR ANY OTHER LOSS EVEN IF TAYLOR HAS BEEN ADVISED OF THE POSSIBILITY OF SUCH DAMAGES.

IN NO EVENT SHALL TAYLOR BE LIABLE FOR ANY AMOUNT IN EXCESS OF THE PURCHASE PRICE PAID.

BE SAFE, AND HAPPY BOATING

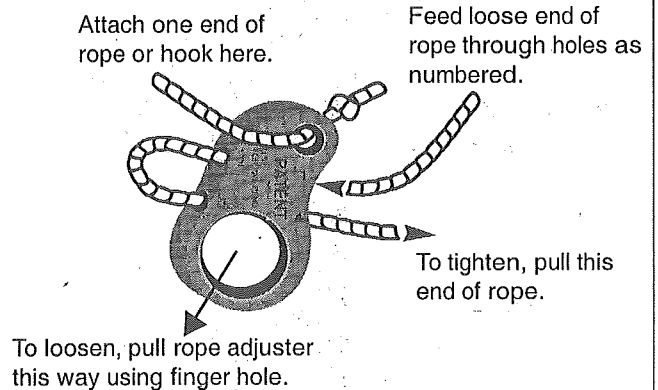
QuickClip Instructions



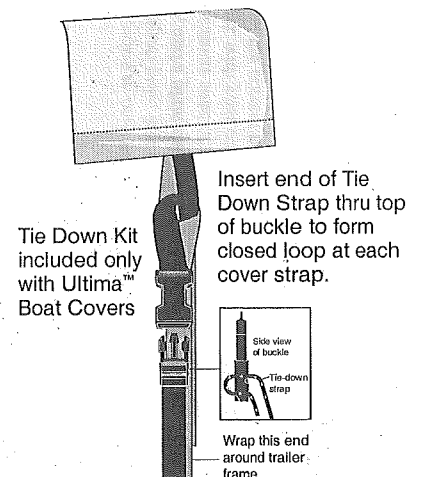
Boat Cover TieDown Strap "QuickClip" - Holds even pressure on tie down loops - Makes for a simple and secure way to attach tiedown straps to boat cover. Works on all 1" webbing loops and buckles. To help secure the tiedown buckle to the boat cover tie down, use the Quick Clip. Simply pull loop thru buckle top, insert clip thru webbing, slide clip over buckle top and lock buckle over back portion of loop.

TAYLOR MADE PRODUCTS
65 HARRISON ST. • GLOVERSVILLE, N.Y. 12078

Rope Lock Instructions



Trailerite™ Quick On Trailering Tie Down Kit Instructions



A Member of the Taylor Made Group™

© Taylor Made is a registered trademark of the Nelson A. Taylor Co., Inc. Hot-Shot & Ultima are trademarks of the Nelson A. Taylor Co., Inc.